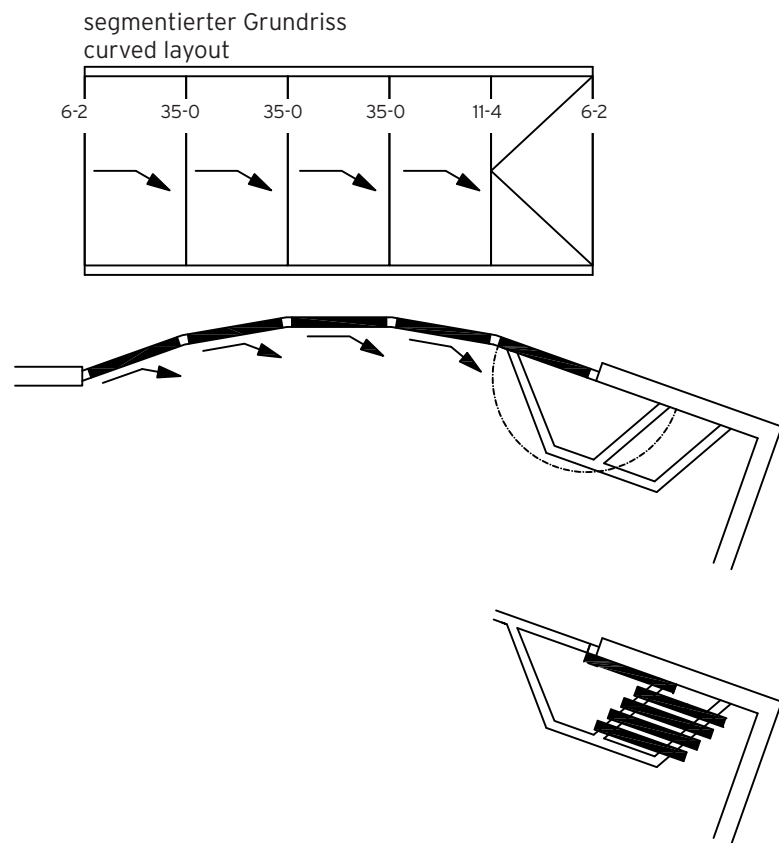
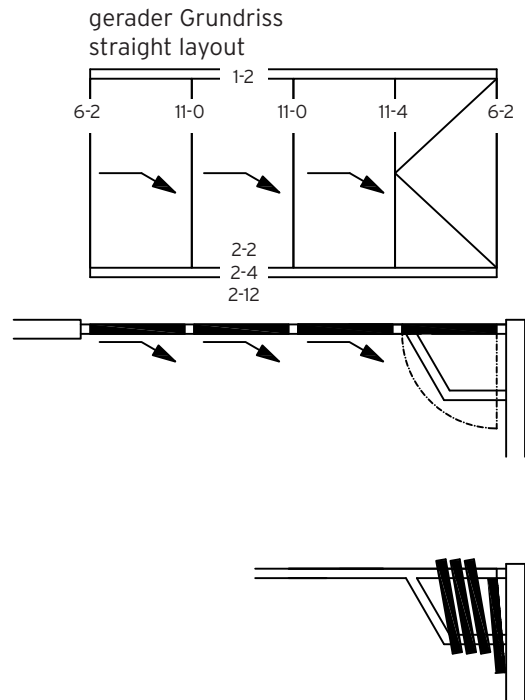


Innenansicht
View from the Inside

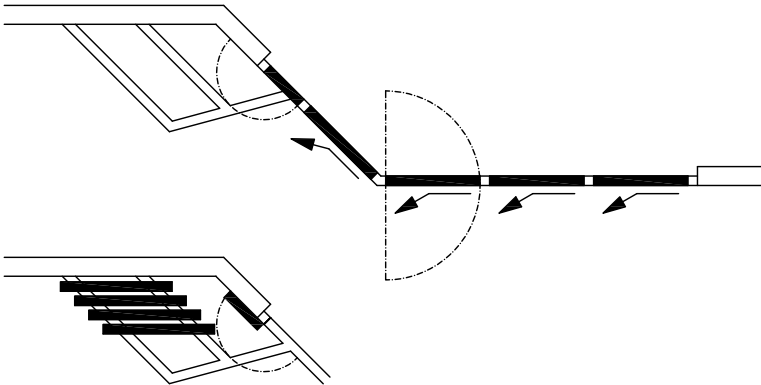
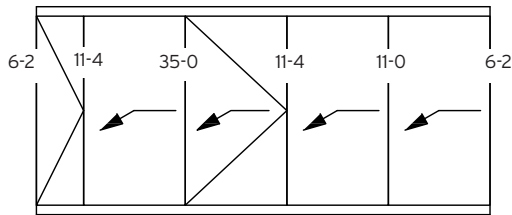


Die dargestellten Ausführungen, Grundrisse und Parkbahnhöfe sind Beispiele und geben nur einen kleinen Ausschnitt der Kombinationsmöglichkeiten wieder.

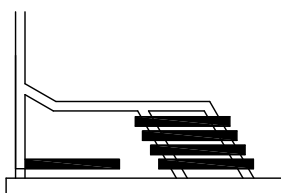
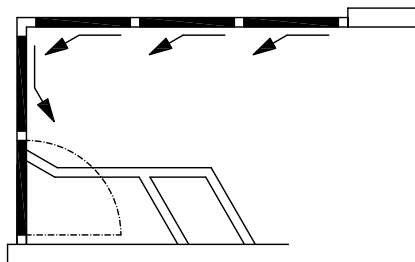
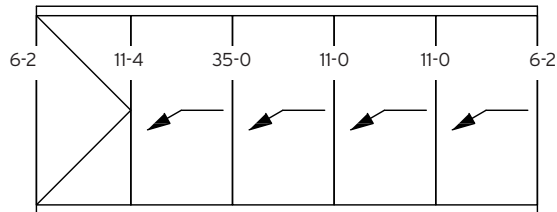
The configurations / layouts and stacking bays shown above are a few examples from a much greater variety of possible designs.

Innenansicht
View from the Inside

Grundriss mit einer Abwicklung
 angled layout



Grundriss mit 90° Ecke
 layout with a 90° corner


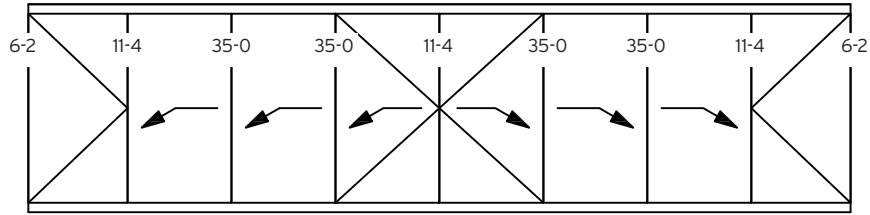


Die dargestellten Ausführungen, Grundrisse und Parkbahnhöfe sind Beispiele und geben nur einen kleinen Ausschnitt der Kombinationsmöglichkeiten wieder.

The configurations / layouts and stacking bays shown above are a few examples from a much greater variety of possible designs.

Innenansicht
View from the Inside

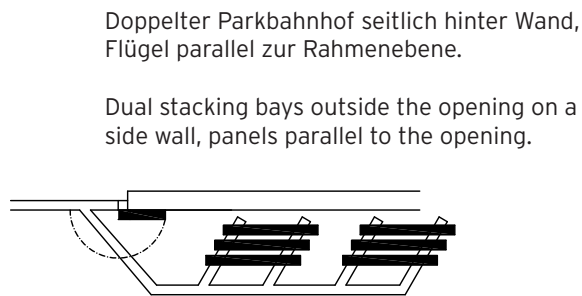
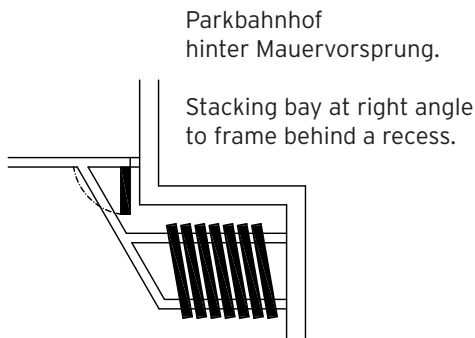
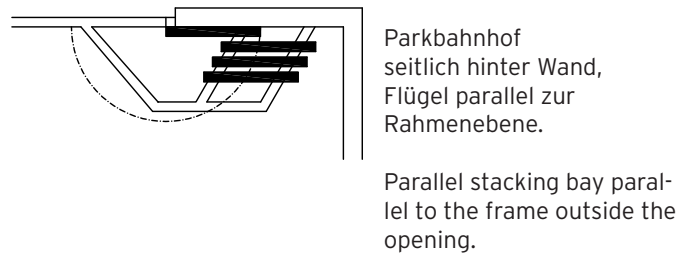
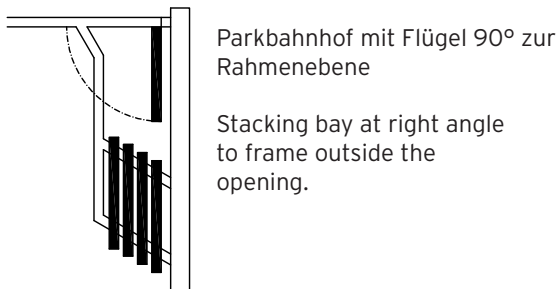
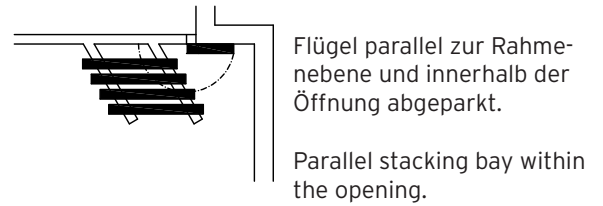
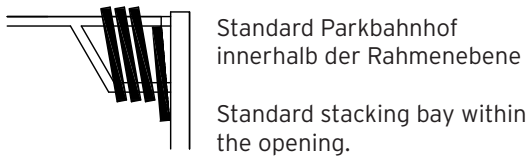
„s-förmiger“ Grundriss
 s-shaped layout



Die dargestellten Ausführungen, Grundrisse und Parkbahnhöfe sind Beispiele und geben nur einen kleinen Ausschnitt der Kombinationsmöglichkeiten wieder.

The configurations / layouts and stacking bays shown above are a few examples from a much greater variety of possible designs.

Parkbahnhofbeispiele
Examples of Stacking Bays



SL GG-HSW Flügelvarianten
SL GG-HSW Panel Options

Pendeltür-Endflügel

Anschlagtür-Endflügel

Pendel-Schiebeflügel

Anschlag-Schiebeflügel

Fester Flügel

Double acting door, end panel

Rebated swing panel, end panel

Schiebeflügel
 Sliding panel

Combined sliding and double acting panel

Combined sliding and rebated panel

Fixed panel

