

- Order
 Inquiry

SL 65

Position
 _____ / _____

Required delivery week: _____

1. Number of units
 _____ pieces

2. Stacking
 Inside
 Outside

3. Panel
 Top hung

4. Number of panels (inside view)
 _____ left direction
 _____ right direction

5. Glass
 with: _____
 prepared for:
 _____ mm

6. Wood type
 Nordic pine
 Spruce

wood from a sustainable forest management system




7. Wood finish (according to SL colour chart)
 primed

 final finish

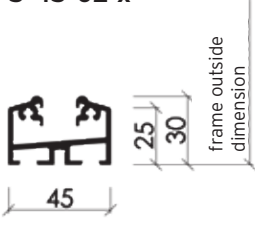

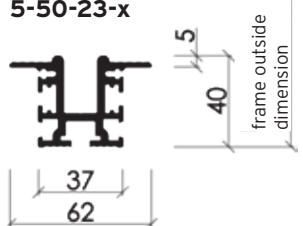
8. Colour of hardware
Floor track:
 E6 EV1 E6 C34
Hinge:
 E6 EV1 E6 C34

Client:		Ref:
		Quotation number:
		Delivery address: (if different to client)
Tel:	Fax:	
Contact person		

9. Hardware types ATTENTION! For **parapet installations:**
 Handle height from frame underside _____ mm

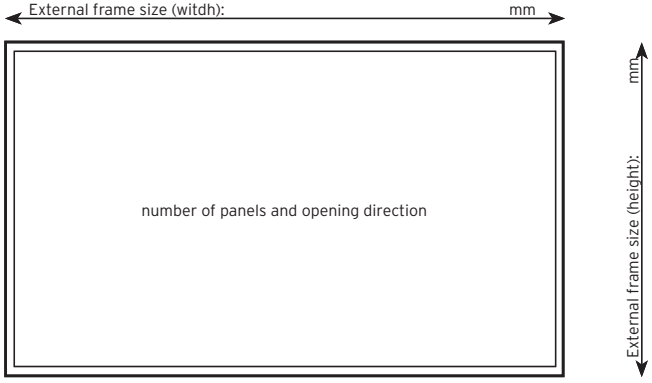
<input type="radio"/> First handle on inside without lock (standard) 	<input type="radio"/> Flat inside / outside with profile cylinder (only possible with paired panel) 	<input type="radio"/> Lever handle inside / outside with key cylinder (only possible on first opening swing panels) 
---	--	--

10. Floor track options (Examples are to be found on solarlux.com)

<input type="radio"/> 5-45-02-x  Drainage <input type="radio"/> yes <input type="radio"/> no	<input type="radio"/> 5-45-43-x  No factory installed drainage
<input type="radio"/> 5-50-23-x  No factory installed drainage	

11. Drawing

Elevation from inside



External frame size (width): _____ mm

External frame size (height): _____ mm

number of panels and opening direction

Outside

Plan view

Inside

panel shown in open position (stacking position)

03/2011- Subject to technical changes without notice